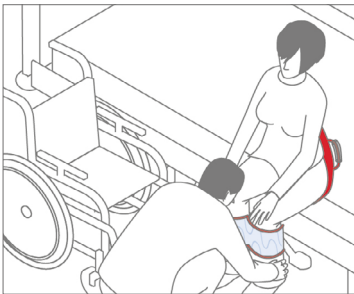
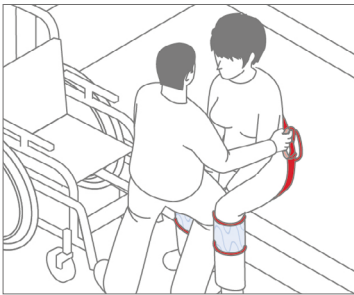


# Alpha Leg Support & Extension

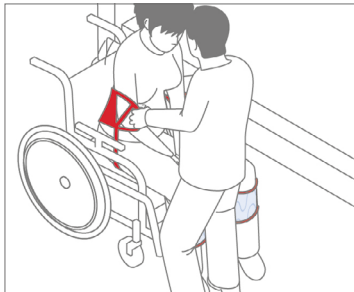
Gentle  
Safe  
Stability



The Alpha Leg Support helps the transfer of a seated client into a wheelchair, onto the toilet, a chair or car seat, or for similar low level transfer situations. The leg belt works well in combination with a sliding board, the turn discs, the raising aids or the belts. It makes the transfer much more back-friendly for the caregiver, and easier and less intrusive for the client. It facilitates the range of movement and significantly increases the safety of the transfer.



The leg belt is gently placed around the legs of the seated client, below knee level, and fastened with the Velcro fastener. The caregiver then gently places her/his own foot between the clients feet. During transfer, the Leg Supports locks into position according to the clients endurance and allows the care giver to stabilize the rotation by placing light counter-pressure on the Leg Support. The Leg Support can be extended by the Leg Support Extension.



## Technical specification

Product Name	Art. nr.	Dimensions	Material	Max lifting weight
Alpha Leg Support	PM-3005	100 x 22 cm 39,3" x 8,6"	PES/Carbon, latex free	200kg 440lb
Alpha Leg Support Extension	PM-3007	50 x 20 cm 19,6" x 7,8"	PES/Carbon, latex free	200kg 440lb



CE IMD = 200 kg / 440lb



**PETERMANN**  
part of the Human Care Group

These products are distributed by Human Care AB for Petermann GmbH.

Visit [www.humancaregroup.com](http://www.humancaregroup.com) for the latest product information and contact details to national offices and partners.